

What is Down?

Down is a 3 Dimensional structure made of thousands of filaments. These filaments intertwine and trap air, allowing it to maintain heat.



Ensure you get what your paying for:

The Down Association of Canada certifies all of Cuddle Down's products. This guarantees that the quality and loft of the product is accurate. Un-Certified products are not always what they say they are, so look for this mark



Our Pledge:


Cuddle Down Products is dedicated to creating, manufacturing and finding the highest quality products that we can provide at the best possible prices.

We will ensure we service you, our customer to the best of our ability every day.



Cuddle Down Products Ltd.
Ottawa, Ontario

www.cuddledown.ca



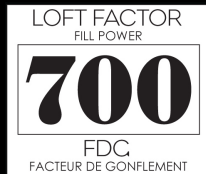
Selecting your Down

DUVET

Making smart investments in
your sleep

An Investment in your Sleep

A Down duvet is one of the most luxurious items you can treat yourself to. This lightweight, insulating cover feels like sleeping under a cloud. However, it is an investment. If treated properly a duvet can last 10+ years. So consider these 4 factors when investing in this luxury item.

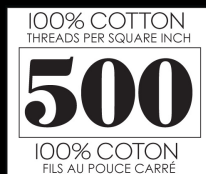


LOFT Factor

Loft is a measure of the insulating ability of down.

The higher the number the lighter, fluffier and warmer your down duvet will be.

Not all down is created equal. The best down comes from a fully mature bird. Many down products are filled with a less expensive, smaller down cluster that comes from an immature bird. This down will not be as warm or fluffy and will also break down faster than a higher quality down cluster.



Thread Count

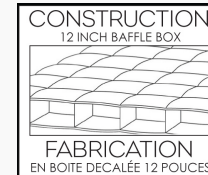
The higher the Thread Count, the lighter the Shell.

The higher thread count shell means a lighter and fluffier down duvet.

Not all shells are created equal. A high quality shell that is a sateen weave and finished properly will provide a light weight, down proof encasement. Improperly finished shells will make a crinkling sound that is not luxurious to sleep under.

Construction

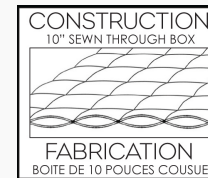
Baffle Box Construction



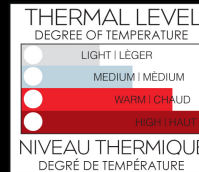
Built for maximum warmth and fluffiness.

Even distribution of down eliminates cold spots.

Sewn Through Box Construction



Built for easy care and durability.



Thermal Level

All Cuddle Down Duvets come in different Thermal Levels

The more down in the Duvet, the warmer it will be. Picking the right level for you is important.

- Light:** Best in warmer rooms / hot sleepers
- Medium:** Best for cooler rooms / warm sleepers
- Warm:** Best used in cold rooms / cold sleeper
- High:** Only for the coldest rooms / sleepers